

Let's celebrate an eco-friendly Ganesha festival


The Ganesha festival is one of the most enduring festivals, joyously celebrated across the state. However, these celebrations can affect the environment drastically. This year, let's make an effort to have a green Ganesha festival.

Here are some steps that you can take to keep your Ganesha celebrations environment friendly:



Use Artificial Immersion Tanks

Immersing Ganesha idols in water bodies causes serious health hazards to marine life. You can reduce the damage, by using artificial tanks installed by civic bodies.




Use Minimal, Eco-friendly Decoration

Use decorations made with recycled paper, flowers or reusable items like a dupatta or a saree. Also, for colours, you can use organic material like turmeric or henna.




Use Nirmalya for Composting

Flowers and garlands (*Nirmalya*) and other organic material can be added to a compost pit to fertilize your plants. Dry the flowers to make natural colours or for use as decorations for gifts.



Say No to Plastic and Thermocol

Dumping plastic and Thermocol in the garbage harms the environment as they are not bio-degradable. For decorations, use paper flowers or natural flowers, cloth, wood, etc. to make dolls, puppets, and bells.



Refrain from Noise Pollution

Avoid playing loud music or bursting firecrackers, which are a disturbance. Speakers and microphones are permissible between 6 am and 10 pm and noise levels are limited to 55 decibals.



Generate Awareness

Adopt eco-friendly ways of celebration and spread awareness among people about green Ganesha celebrations with posters and videos. You can also join awareness drives and workshops.



Clean Up the Trash During and After Festivities

Ensure you clean up the trash left behind. Even after preparations, it is difficult to make festivities completely eco-friendly. We can, however, try to reduce the damage to the environment



Conserve Energy

Use decorative lights during the "aarti" or "pooja" and only when needed. Replace traditional bulbs with compact fluorescent lights (CFL), which are energy efficient and save electricity. Wrap coloured paper around bulbs rather than buying coloured lights



Reduce, Reuse, Recycle

The three R's – Reduce, Reuse and Recycle. Reduce consumption; reuse products and recycle the Ganesha festival flowers and leftovers to manage waste

Police Helpline	100
Commissioner of Police, Mumbai	22620826
Police Control Room, Mumbai City	22621855
Mumbai Airport	26156315 / 26716309
Andheri (East)	26831562 / 26831447
M.I.D.C	28368352 / 28394205
Oshiwara	26323861 / 26323862
Sakinaka	28523936 / 28522334
Police Infoline	1090
Women's Helpline	22633333

List of Artificial Ponds for Idol Immersion in Mumbai			
Ward	Name of Pond	Ward	Name of Pond
F-South	Swan Mill, Manoranjan Maidan	K-West	Lokhandwala Complex
F-North	Ashok Pisal Maidan, Pratiksha Nagar	N	Dr. Baliram Hedgewar Maidan
G-South	Khedaskar Gully	P-South	Dallaji Salvi Maidan
G-North	Mayor's Bungalow		Pandurang Wadi, Goregaon East
H-East	Mahatma Gandhi Vidhyalaya		Ganesh Ghat
H-West	Shambhaji Garden	P-North	Buva Salvi Maidan
	Gajadhar Park		Desai Talao
K-East	Dr. Hedgewar Maidan		



Route Maps: Mumbai Police has segregated routes into three types – for immersion processions, for the public returning from immersion points and for regular traffic. Detailed maps with diversions and updates will be available from @MumbaiPolice on Twitter, before the event.